

292175-4 ✓ ACTIVE




AMP CT

TE Internal #: 292175-4

PCB Mount Header, Vertical, Wire-to-Board, 4 Position, 2 mm [.079 in] Centerline, Partially Shrouded, Tin, Surface Mount, Power & Signal, AMP CT

[View on TE.com >](#)

Connectors > PCB Connectors > PCB Headers & Receptacles > CT Box Header SMT: Vert, Shrouded



Connector System: **Wire-to-Board**

Number of Positions: **4**

Number of Rows: **1**

Centerline (Pitch): **2 mm [.079 in]**

PCB Mount Orientation: **Vertical**

[All CT Box Header SMT: Vert, Shrouded \(32\)](#)

Features

Product Type Features

Connector System	Wire-to-Board
Header Type	Partially Shrouded
Sealable	No
Connector & Contact Terminates To	Printed Circuit Board
PCB Connector Assembly Type	PCB Mount Header

Configuration Features

Number of Positions	4
Number of Rows	1
PCB Mount Orientation	Vertical

Electrical Characteristics

Operating Voltage	125 VAC
-------------------	---------

Body Features



Primary Product Color	Natural
-----------------------	---------

Contact Features

Contact Layout	Inline
Contact Mating Area Length	4.5 mm[.177 in]
PCB Contact Termination Area Plating Material Thickness	1 – 2 μm [39.37 – 78.73 μin]
Mating Pin Diameter	.6 mm[.024 in]
Contact Mating Area Plating Material Thickness	1 – 2 μm [39.37 – 78.73 μin]
Contact Shape & Form	Round
PCB Contact Termination Area Plating Material	Tin
Contact Base Material	Brass
Contact Mating Area Plating Material	Tin
Contact Type	Pin
Contact Current Rating (Max)	4 A

Termination Features

Round Termination Post & Tail Diameter	.6 mm[.024 in]
Termination Method to Printed Circuit Board	Surface Mount

Mechanical Attachment

Mating Alignment Type	Polarization
Mating Retention	Without
Panel Mount Feature	With
PCB Mount Retention Type	Solder Peg
Connector Mounting Type	Board Mount
Mating Alignment	With
PCB Mount Alignment	Without
PCB Mount Retention	With

Housing Features

Housing Material	6T PA(GF)
Centerline (Pitch)	2 mm[.079 in]

Dimensions

Connector Length	9.8 mm[.386 in]
Connector Height	7.8 mm[.307 in]
Connector Width	5.8 mm[.228 in]



PCB Thickness (Recommended) .8 mm[.031 – .063 in]

Usage Conditions

Operating Temperature Range -40 – 221 °C[-40 – 105 °F]

Operation/Application

Assembly Process Feature Pick and Place Cover

Circuit Application Power & Signal

Industry Standards

Agency/Standard CSA, UL

Approved Standards CSA LR7189, UL E28476

UL Flammability Rating UL 94V-0

Packaging Features

Packaging Quantity 700

Packaging Type Box, Tape

Product Compliance

[For compliance documentation, visit the product page on TE.com>](#)

EU RoHS Directive 2011/65/EU Compliant

EU ELV Directive 2000/53/EC Compliant

China RoHS 2 Directive MIIT Order No 32, 2016 No Restricted Materials Above Threshold

EU REACH Regulation (EC) No. 1907/2006
 Current ECHA Candidate List: JUNE 2022 (224)
 Candidate List Declared Against: JUNE 2022 (224)
 Does not contain REACH SVHC

Halogen Content Low Halogen - Br, Cl, F, I < 900 ppm per homogenous material. Also BFR/CFR/PVC Free

Solder Process Capability Reflow solder capable to 245°C

Product Compliance Disclaimer

This information is provided based on reasonable inquiry of our suppliers and represents our current actual knowledge based on the information they provided. This information is subject to change. The part numbers that TE has identified as EU RoHS compliant have a maximum concentration of 0.1% by weight in homogenous materials for lead, hexavalent chromium, mercury, PBB, PBDE, DBP, BBP, DEHP, DIBP, and 0.01% for cadmium, or qualify for an exemption to these limits as defined in the Annexes of Directive 2011/65/EU (RoHS2). Finished electrical and electronic equipment products will be CE marked as required by Directive 2011/65/EU. Components may not be CE marked. Additionally, the part numbers that TE has identified as EU ELV compliant have a maximum concentration of 0.1% by weight in homogenous materials for lead, hexavalent chromium, and mercury, and 0.01% for cadmium, or qualify for an exemption to these limits as defined in the Annexes of Directive 2000/53/EC (ELV). Regarding the REACH Regulation, the information TE provides on SVHC in articles for this part number is based on the latest European Chemicals Agency (ECHA) 'Guidance on

requirements for substances in articles' posted at this URL: <https://echa.europa.eu/guidance-documents/guidance-on-reach>

Compatible Parts



TE Part # CAT-AM7017-C7671
AMP COMMON TERMINATION CONTACTS



TE Part # CAT-AM7017-H8172
AMP COMMON TERMINATION HOUSINGS




TE Part # 1-353293-3
MINI CT MT REC ASSY 13P GRAY


Also in the Series | AMP CT



PCB Connector Mounting(46)



PCB Headers & Receptacles(756)



Wire-to-Board Connector Assemblies & Housings(256)



Wire-to-Board Connector Contacts(8)

Documents

CAD Files

3D PDF

3D

Customer View Model

[ENG_CVM_CVM_292175-4_A2.2d_dxf.zip](#)

English

Customer View Model

[ENG_CVM_CVM_292175-4_A2.3d_igs.zip](#)

English

Customer View Model

[ENG_CVM_CVM_292175-4_A2.3d_stp.zip](#)

English

By downloading the CAD file I accept and agree to the [Terms and Conditions](#) of use.

Datasheets & Catalog Pages

[2.0MM_AMP_CT_CONNECTOR_SERIES_QUICK_REF_GUIDE](#)

English

Product Specifications

[Product Specification](#)



English

[AMP COMMON TERMINATION \(CT\), CONNECTOR, 2mm PITCH, M/T TYPE, LEAD FREE VERSION](#)

Japanese

[Product Specification](#)

Japanese

Product Environmental Compliance

[MD_292175-4_061220181229_dmtec](#)

English

[MD_292175-4_061220181229_dmtec](#)

English